


## Specific Orchid Genera

### CATTLEYA:



Once proclaimed to be the “Queen of Flowers” it originates in South America. An epiphytic, evergreen orchid that is separated in 2 groups: unifoliate (one leaf per pseudo bulb) and bifoliate (two leaves). Generally the first group has bigger leaves and blooms.

Temp: 60°-65°F at night

70°-85°F during the day

Light: East or west facing window is best, with bright filtered light.

Water: Need to dry out thoroughly between watering.

Humidity: 50-80%

### CYMBIDIUM:



Origins span a large area from India to southern Australia. They can be either epiphytic or terrestrial. They do well outdoors from spring to fall in shade, but be sure to bring indoors before the first frosts.

Temperature is the most important for flowering.

Temp: 50°-60°F at night (summer)

75°-85°F during the day (summer)

45°-55°F at night (winter)

65°-75°F during the day (winter)

Light: Morning and Afternoon sun

Water: Keep fairly moist, water heavily during growing season.

(Every 7-10 days)

### DENDROBIUM:



Epiphytic and with the most diverse genera of them all, they are found from Asia to Australia. Plants have various cultural needs, but can be loosely divided into two groups, deciduous and evergreen. Be sure to know what kind you have. This type of orchid will benefit from more in depth information.

Temp: 55°-65°F at night

75°-85°F during the day

Light: Bright light (south facing)

Water: Keep dry during the winter months, but in spring start watering to keep medium continually moist.

### ONCIDIUM:



This is a large and variable group that occur naturally in Florida down into Brazil. They are epiphytic and many of them are fragrant, and form spikes with as many as a few dozen blooms.

Related species include Brassia, Odontoglossum and Miltonidium.

Temp: 55°-65°F at night


75°-85°F during the day

Light: Bright indirect light

Water: Moist during growing season, let dry between.

Humidity: 70%

### PAPHIOPEDILUM:



A very popular terrestrial orchid from Asia, often called lady slipper orchid. Blooming is better when pot is restricted. Plantlets from the crown can be divided and planted on their own after bloom.

Temp: 50°-60°F at night

70°-85°F during the day


Try to keep a 10-15° difference between night and day to ensure bloom.

Light: No direct sun, low to medium light.

Water: Don't let the plant dry out between waterings.

Humidity: 60-70%

### PHALAENOPSIS:



A very popular epiphytic orchid, with origins in India, the Philippines, and Southern Asia. Sometimes referred to as a “moth” orchid they are a bit lower maintenance than other species. They can produce bloom spikes up to 6-9 months of the year if happy.

Temp: 60°-75°F at night

75°-85°F during the day

Light: Low light. Bright north facing, or a protected east facing.

Water: Even water all year, letting the medium dry between watering.



Orchids have long excited and enchanted us with their seemingly endless array of colors, shapes and sizes.

The range is vast, encompassing more than 20,000 species and covering the entire scope of aesthetic tastes from dainty pastels to dramatic jewel tones. Just as the appearances vary drastically, so too can the specific care required for each type.

This pamphlet is simply a general guide for beginners. There is a large amount of knowledge to be learned about specific types, but don't let this discourage you from buying and owning an orchid of your own. Many people find success with just a basic knowledge of indoor plant care.

## TERMS YOU SHOULD KNOW

**Epiphytic:** Many orchids are epiphytic, which means they do not grow in the soil. Usually they can be found in and on trees. They have lots of air roots that absorb the moisture they need from the surrounding air and prefer warm, humid temperatures.

**Terrestrial:** These are orchids that grow in soil in the wild. They are often cooler growing plants that can be brought out during the summer in mild climates.

**Growing Medium:** This is what the orchid is sitting in, inside the pot. Often epiphytic orchids are mounted onto something, so they don't need any growing medium at all. If you are going to have an orchid in a pot, you will need some kind of medium to hold it up.

Usually bark is used, but all the plant needs is something that drains well and doesn't stay too soggy.

### TEMPERATURE:

Most orchids prefer average room temperature—about 70F. Most require a temperature drop at night of about 10-15° F to develop blooms.

### LIGHT:

Most orchids prefer good light but not direct sun. They need about 12-14 hours per day in summer, 10-12 in winter. Additional illumination can be provided with grow light bulbs.

### WATERING:

Most orchids do best if the potting medium is allowed to nearly dry before fresh water is run through the pot. Allow the pot to drain thoroughly and never let it sit in excess water. Orchids can die if the roots suffocate from overwatering. It is usually better to err on the side of under watering than overwatering.

### FERTILIZING:

To encourage growth and bloom formation, fertilize every 2-3 weeks before bloom with an orchid fertilizer. Allow a period of rest after blooming until the new growth starts. Deciduous orchids do not need fertilizer when leafless. We recommend liquid fertilizer or special orchid food. ALWAYS water the plant before fertilizing to prevent root damage.


### REPOTTING:

Repotting should be avoided as long as possible. Repot when the plant gets to be about 3-4 times bigger than the pot or develops air roots out of the container. A new pot is needed usually in 3-4 months after the blooming period, but before new roots start actively to develop.

Orchids tend to bloom easier and bigger if pot bound, and in huge clumps. This also helps to prevent over-watering.

# Orchid Care

## An Overview of Orchid Variety and Maintenance



**PORTLAND**  
**NURSERY**  
[www.portlandnursery.com](http://www.portlandnursery.com)