

TREEBATE

Plant a tree for clean rivers and get a rebate

Every tree planted in Portland contributes to clean rivers and healthy watersheds. So, if you plant a tree on a residential property, Environmental Services will credit your city water/sewer utility bill for half the purchase price up to \$50, depending on mature tree size for potential stormwater management.

Protect Your Investment
Late fall through early spring is prime tree planting season. Plant your tree correctly and give it proper care and maintenance. Newly planted trees require deep weekly watering (~10 gal) during the dry summer season from June through September.

Submit a treebate request form with your proof of purchase to:

Environmental Services Treebate Program
1120 SW 5th Avenue, Room 1000
Portland, Oregon 97204

Program and Planting Information

www.portlandonline.com/bes/treebate
www.workinggreenportland.com
Jennifer Karps at 503-823-2263 or
Jennifer.Karps@portlandoregon.gov

Treebates will be posted as a credit to your water/sewer utility bill.

WS 11112 rev AUG 2011

Planting your tree

Before digging, call Dig Safely Oregon 1-800-332-2344 to locate underground utilities.

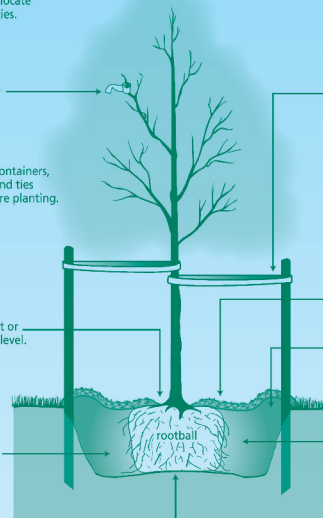
Remove any twine, tape or tags.

Carefully remove containers, wrappings, wires and ties from rootball before planting.

Loosen outside roots, and unwrap any circling roots.

Set base of trunk at or just above ground level.

Dig a hole at least two times the rootball diameter.



Set the rootball on undisturbed soil to prevent settling.

Watering:

Water deeply once a week during the first two summers. Apply a minimum of 5-10 gallons each week.

Stake tree only if tree feels unstable.

Secure stakes with wide flexible material such as webbing straps or chainlock ties. Allow for some tree movement.

Apply 3-4" layer of mulch. Keep 2-3" from tree trunk.

Create a 5-6" high soil berm to contain water.

Backfill with existing soil the from hole. Tamp lightly as you fill in the hole.

www.portlandonline.com/bes/treebate



ENVIRONMENTAL SERVICES
CITY OF PORTLAND
working for clean rivers



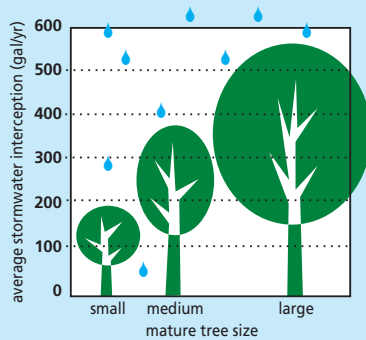
Plant a tree for clean rivers - and get a rebate

How to Get Your Treebate

- 1 Purchase a tree.*
- 2 Plant it in your Portland residential yard.
- 3 Complete and submit the attached form by **May 1, 2012**. Include the tree purchase receipt with the tree purchase price circled.
- 4 Receive a credit on your city water/sewer utility bill.

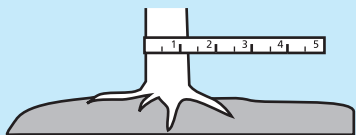
* Generally, most tree species are eligible for a Treebate; see the eligible list for conditions and ineligible list for exclusions.

The larger the tree, the more stormwater it can manage.

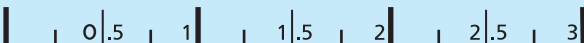


Treebate Credit Amount

- ✓ 50% of purchase price up to \$15 (small), \$25 (medium), or \$50 (large) depending on mature tree size (i.e., stormwater management potential)
- ✓ City staff will determine the credit amount for you based on mature tree size
- ✓ Visit www.portlandonline.com/bes/treebate for tree lists and credit calculation method



for trunk diameter measure the width at 6 inches above the soil line using a straight ruler or the 3 inch rule below



Eligible Trees (meet ALL of these)

- 1 Trees planted in Portland residential yards
- 2 Trees with trunks measuring at least 1 inch in diameter 6 inches above the soil line that are at least 6 feet tall if broadleaf or 4 feet tall if coniferous (needle) at time of planting
- 3 Trees planted with enough space to reach full canopy spread
- 4 Trees purchased, planted and submitted between September 1, 2011 and May 1, 2012

Ineligible Trees (are ANY of these)

- ✓ Trees planted in the street right-of-way or any other non-residential location
- ✓ Trees less than 15 feet tall at maturity
- ✓ Trees not meeting planting size requirements
- ✓ Trees otherwise subsidized by the city (e.g., planted with Friends of Trees)
- ✓ Trees planted to satisfy a condition of development or mitigation
- ✓ Arborescent shrubs (e.g., lilac), small ornamental conifers (e.g., topiary plants); and hedges (e.g., arborvitae)
- ✓ Trees on the City Nuisance Plant List (includes all cultivars and varieties):
 - Norway maple *Acer platanoides*
 - Cutleaf birch *Betula pendula*
 - English holly *Ilex aquifolium*
 - Golden chain tree *Laburnum watereri*
 - English hawthorn *Crataegus monogyna*
 - Sweet cherry *Prunus avium*
 - Black locust *Robinia pseudoacacia*
 - European mountain ash *Sorbus aucuparia*

For full list: www.portlandonline.com/bes/treebate

Treebate FORM



Only complete, signed forms will be processed.

Utility Account #: _____
(top right corner of your Portland water/sewer utility bill)

Name: _____

Mailing address: _____

City/state/zip: _____

Portland address where tree is planted (if different):

Phone: _____

Email (if available): _____

Type of tree: _____
(e.g., Oregon White Oak) (Attach separate sheet for multiple trees.)

Name of business where tree was purchased:

Cost of tree: \$ _____

My itemized proof of purchase is attached

Tree height: _____ ft. Tree trunk diameter: _____ in.
(to measure, use ruler and diagram at left)

I planted the tree in my: (choose one)

Front yard Side yard Back yard

Tree Care Pledge

I agree to care for this tree and water it for at least two years. A City of Portland representative may make a site visit to verify this application.

Signature _____

Date _____

fill in, cut off and mail back with your itemized proof of purchase

Mail to: Environmental Services Treebate Program
1120 SW 5th Avenue, Room 1000, Portland OR, 97204