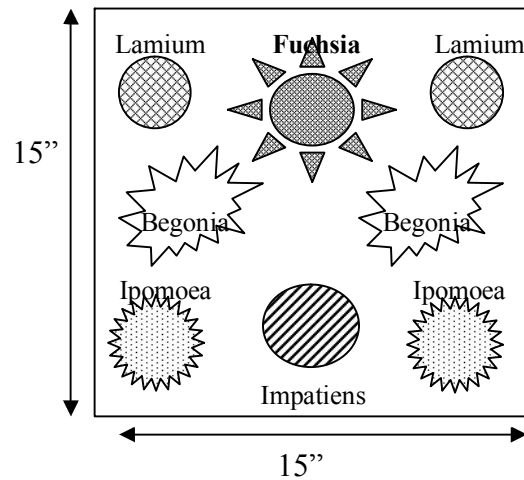



## Annual shade combinations

We have chosen some of our favorite annuals for your shade containers, hanging baskets or window boxes. The following examples can give you some ideas to create nice arrangements. You can mix at your will, the plants and colors.


### Container against a wall





The taller plant should be placed in the back with some trailing plants around.

 **Fuchsia 'Gartenmeister'**- An upright fuchsia with dark leaves with salmon single flowers.

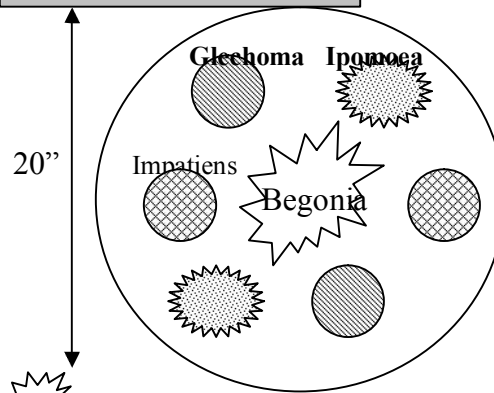
 **Lamium**- Silver leaves with green edges and white flowers.

 **Tuberous begonia**- We suggest a bright yellow upright for this combination.

 **Ipomoea 'Marguerite'**- Sweet potato vine. Luscious chartreuse trailing foliage.


 **Impatiens**- Red rosebud or Accent tray pack variety.

### Container with center



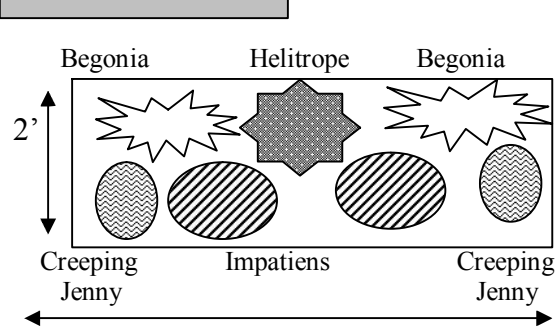
 **Tuberous begonia**


 **Glechoma**- Creeping Charlie.


 **Impatiens**- A variety that grows 10" wide, such as the Accent series in tray packs.

 **Ipomoea**- Sweet Potato Vine


### Window Box



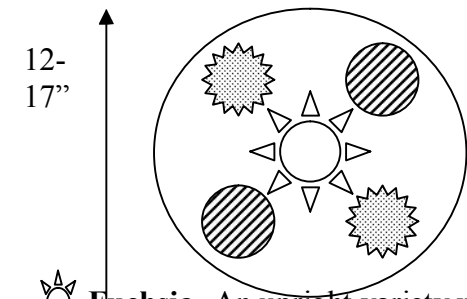
 **Tuberous Begonia**- Trailing flowers


 **Heliotrope**- Dark purple fragrant flowers bloom all summer.


 **Lysimachia**- Creeping Jenny


 **Impatiens** – Use Accent series in tray packs.

### Hanging Basket 1

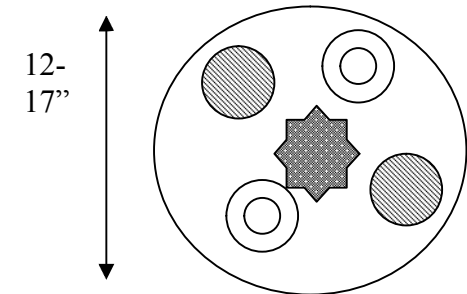



 **Fuchsia**- An upright variety which grows to 10-12"

 **Ipomoea**- Sweet potato vine

 **Impatiens**- We suggest rosebud impatiens in 4" pots.

### Hanging Basket 2

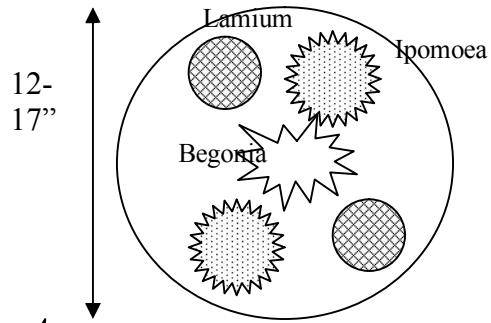


 **Heliotrope**- Dark purple fragrant flowers bloom all summer.


 **Trailing fuchsia**

 **Glechoma**- Creeping Charlie

## Hanging Basket 3



 **Tuberous Begonia**- Any trailing variety.

 **Lamium**- We suggest a variety with silver leaves and pink flowers.

 **Ipomoea**- Sweet Potato vine

In all these combinations, specific plants can be replaced in order to tailor the design to your needs and current availability. For example, fibrous begonias or a fun foliage begonia could replace impatiens. Please keep in mind annuals are subject to seasonal availability



## Tips for annual shade containers

**Location. :** All the plants selected for these containers can handle all day filtered sun, or direct morning sun with afternoon shade. The plants may bloom less if they do not receive any direct sun. In deep shade it would be appropriate to replace some of the flowering plants with beautiful foliage.

**How to plant.** Choose a container of appropriate size and fill with potting soil. If you do not want to fertilize every week, mix a time release fertilizer (such as Osmocote) with the potting soil. Follow package directions for application rates. Lightly moisten the potting soil. Make small pockets in the soil and plant your annuals. Gently water after planting the whole container.

**Water** Every other day. This may change with the weather.

**Fertilizer.** If you do not use a time release fertilizer, use a blooming fertilizer such as Peter's Super Bloom Booster or Fox Farm Big Bloom every week.

**Cleaning .** Dead head the old flowers to encourage new ones. Pinch just below the spent blossom.

**Suggestions .** You can create your container with a color theme such as hot or cool colors. In addition, you can mix in some grasses, perennials or ferns for shade to extend the season of your container.

Written by Catherine Peron

Annual Shade

Combinatins

Container, basket and window box combinations for shade loving annuals.

# Shade Annuals



PORTLAND  
NURSERY D